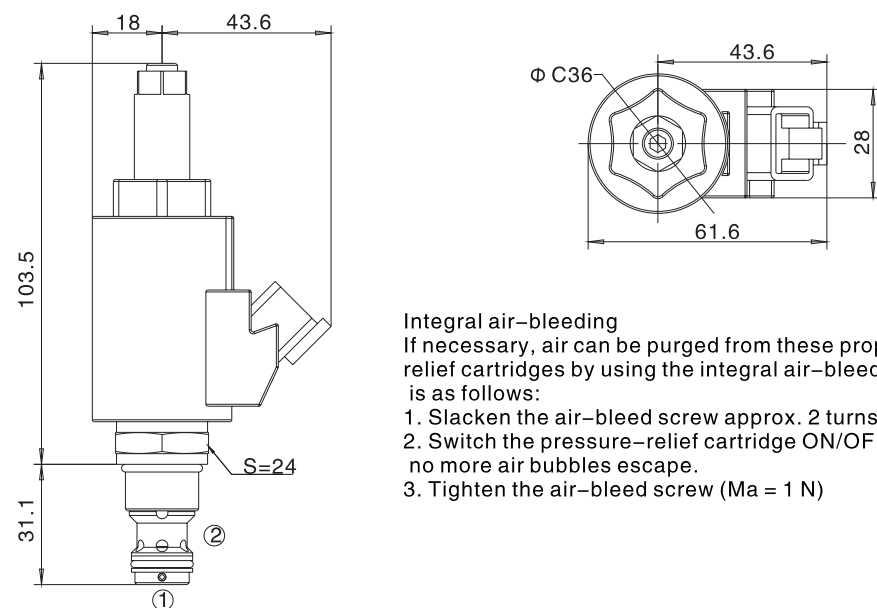




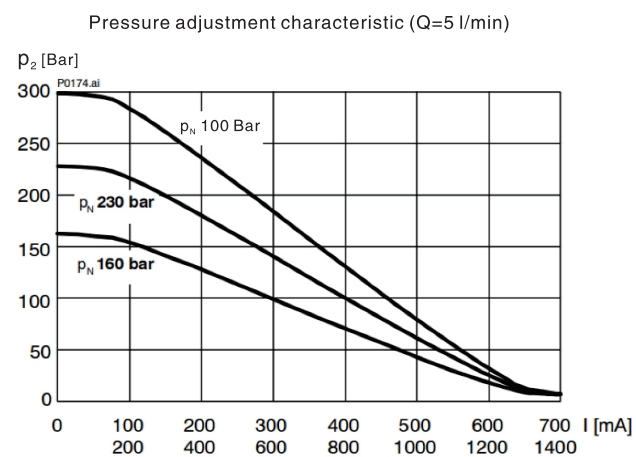
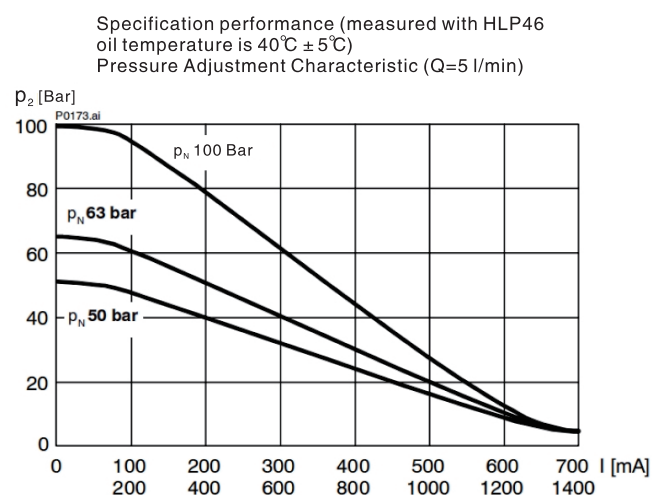
# HY-DBVSA-1LG (Inverse-proportional Pressure Reducing Valve)

## External dimensions



**Integral air-bleeding**  
 If necessary, air can be purged from these proportional pressure-relief cartridges by using the integral air-bleed screw. The procedure is as follows:  
 1. Slacken the air-bleed screw approx. 2 turns.  
 2. Switch the pressure-relief cartridge ON/OFF several times until no more air bubbles escape.  
 3. Tighten the air-bleed screw (Ma = 1 N)

## Specification performance



# HY-DBVSA-1LG (Inverse-proportional Pressure Reducing Valve)

## Specification performance

