


# Mist Sprayer Assembly Machine

( 4 up )

GRK-T880-MS



- High Performance & Productivity
- Speed up to 7000 pcs/ hr
- CE Certified

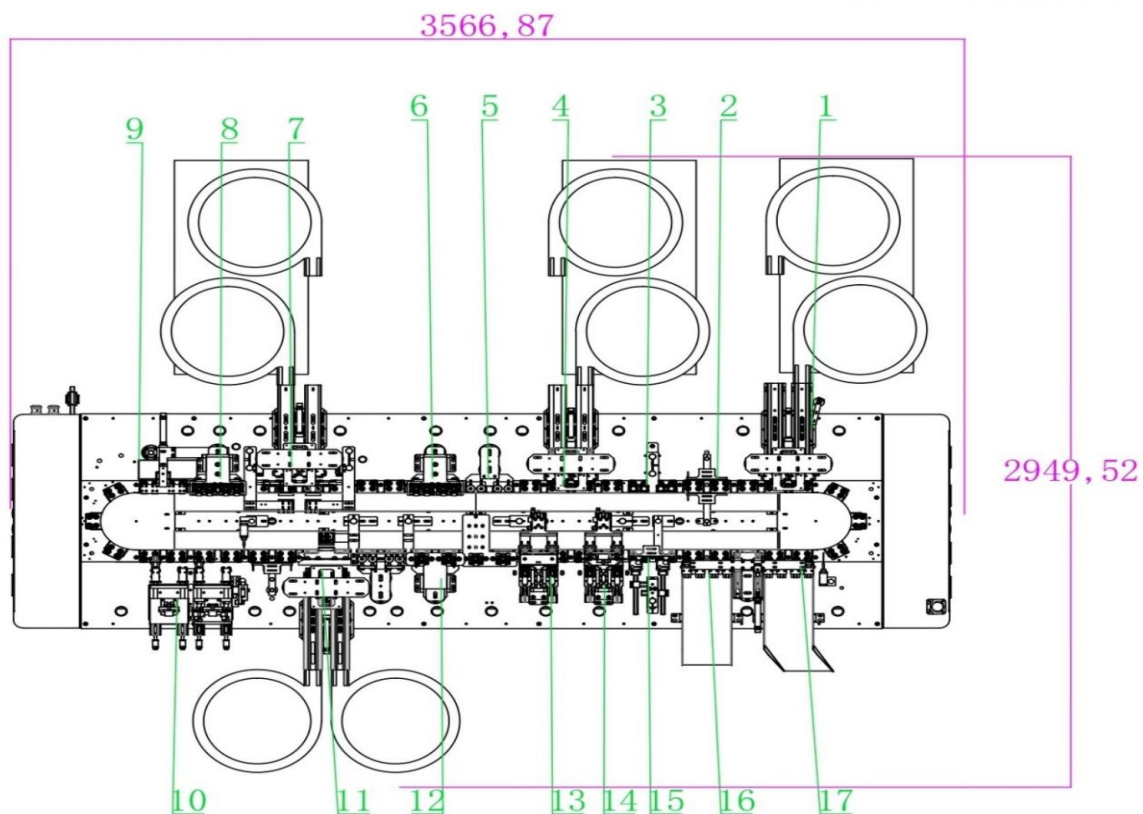
The mist sprayer assembly machine can be used for different sizes of raw parts  
with minor changeover and adjustment.

# Mist Sprayer Assembly Machine

( 4 up )

GRK-T880-MS

## Machine Layout



# Mist Sprayer Assembly Machine

## ( 4 up )

**GRK-T880-MS**

### Assembly Steps

1. Pump engine supply from vibration bowl (4 up)
2. Pump engine check
3. Pump engine pressing
4. Closure supply
5. Closure check
6. Closure pressing
7. Actuator supply
8. Actuator pressing & check
9. Defect part ejection
10. Part orientation
11. Gasket supply
12. Gasket pressing & check
13. Tube insert A
14. Tube insert B
15. Tube check
16. Finish product discharge
17. Defect part ejection

### Product Specifications

#### ● Technical Specifications:

Voltage : 380V , 50Hz , 3 Phases  
Power : 4.0KW(KVA)  
Weight : 2500kgs  
Air Pressure : 0.5–0.8MPa  
Air Consumption : 1.5m<sup>3</sup>/min

#### ● Vibration Bowl & Hopper Capacities:

Bigger Part : 3000–4000pcs  
Smaller Part : 4000–5000pcs  
\*Part supply to vibration bowl through material loader

#### ● Dimensions Specifications:

Size: L3.60m xW3.00m xH1.80m

#### ● Noise Level:

< 75DB

#### ● Machine Performance:

6600–7000pcs/hr


#### ● Key Features

All plastic parts feed automatically with vibrator bowls through material loader  
Part to be assembled with high precision mechanism  
NC parts will be detected and rejected automatically  
HMI touch screen and PLC control interface

# Mist Sprayer Assembly Machine

( 4 up )


GRK-T880-MS



Oval shape table



Camera sensor



Press fit mechanism



Wechat

**COPYRIGHT © 2025 GEREKE. ALL RIGHTS RESERVED**

Website: [www.gerekesz.com](http://www.gerekesz.com) / Email: [yeo@geruike.com](mailto:yeo@geruike.com)